

**MEEKER  
SANITATION  
DISTRICT**

**ANNUAL BUDGET**

**BEGINNING JANUARY 1, 2023**



## TABLE OF CONTENTS

<b>BOARD OF DIRECTORS .....</b>	<b>2</b>
<b>DISTRICT STAFF MEMBERS .....</b>	<b>3</b>
<b>DISTRICT PUBLIC MEETINGS .....</b>	<b>4</b>
<b>HISTORY .....</b>	<b>5</b>
<b>BUDGET MESSAGE .....</b>	<b>6</b>
<b>GENERAL FUND</b>	
<b>REVENUES .....</b>	<b>9</b>
<b>EXPENDITURES .....</b>	<b>10</b>
<b>FUND BALANCE .....</b>	<b>12</b>
<b>WATER ACTIVITY ENTERPRISE FUND</b>	
<b>REVENUES .....</b>	<b>13</b>
<b>EXPENDITURES .....</b>	<b>14</b>
<b>FUND BALANCE .....</b>	<b>16</b>
<b>TOTAL COMBINED DISTRICT FUNDS</b>	
<b>REVENUES .....</b>	<b>17</b>
<b>EXPENDITURES .....</b>	<b>18</b>
<b>FUND BALANCES .....</b>	<b>20</b>



**MEEKER SANITATION DISTRICT  
BOARD MEMBERS**

**CHAIRMAN OF THE BOARD**

MICHAEL HOKE

**TREASURER OF THE BOARD**

CHARLES DAY

**SECRETARY OF THE BOARD**

TRAVIS DAY

**DIRECTORS**

CINDY BALLOGA

JOHN HOOPER




**MEEKER SANITATION DISTRICT  
STAFF**

**OFFICE**

RACHEL WILLEY - OFFICE MANAGER  
JODY MAY - OFFICE ASSISTANT

**PLANT**

KURT NIELSEN - PLANT MANAGER  
ROBERT RALEY - PLANT OPERATOR  
BRETT MCGRUDER – PLANT OPERATOR



MEEKER SANITATION DISTRICT

PUBLIC MEETINGS SCHEDULE

REGULAR MEETING OF THE BOARD OF DIRECTORS

FIRST WEDNESDAY OF EACH MONTH

7:00 P.M.

MEEKER SANITATION DISTRICT BUILDING

265 8TH STREET

BOARD ROOM

MEEKER, COLORADO

ALL MEETINGS OF THE BOARD OF DIRECTORS  
ARE OPEN TO THE PUBLIC.



# MEEKER SANITATION DISTRICT

## HISTORY

The Meeker Sanitation District was organized on December 4th, 1961. The Meeker Sanitation District replaced many small sewer associations that were established years before the Meeker Sanitation District was organized. The organization of the Meeker Sanitation District would allow all the people who were utilizing these associations, and any people who would like sewer service, but did not have any at that time, to use the Meeker Sanitation District. Since 1961 the Meeker Sanitation District has operated effectively for the community of Meeker.

## LOCATION

The Meeker Sanitation District is located on the north bank of the White River in the Northwestern corner of Colorado in the East center portion of Rio Blanco County. The Town of Meeker is the county seat for Rio Blanco County.

## GOVERNING BODY

The Meeker Sanitation District is a Special District and a political subdivision of the State of Colorado. The voters elect five Directors to serve on the District Board. Special District elections are held on the Tuesday succeeding the first Monday of May in every odd numbered year. The Board of Director Members serve four-year terms, which are staggered. Two Board Members are elected one election and the other three Board Members are elected the next election.

## ECONOMIC BASE

Meeker residents are employed in various activities, such as: agriculture, mining, construction, natural resources, tourism, medical fields, education, and government. Several gas processing plants are operating in our area and are employing a fraction of the workers that were here in former years. Some employees for the gas processing plants have made their homes here in Meeker. The community has felt the loss of revenue and employment due to the decline of oil and gas industry. There is still one Sodium Bicarbonate Plant and two coal mines operating in the County. Pioneers hospital has added large additions and expanded their services, causing several new medical personnel to make their homes in our area. Our area has also seen an uptick in tourism and tourism related businesses coming into our community and having a positive impact on our economy.

Inflation has hit our community with 8 to 9% increase in groceries, gas, and utilities. The cost to purchase or rent a home has significantly increased. People from outside our area have been purchasing real estate at a fast pace.

As with all of America Covid-19 has played a role in our economics. Businesses were hard hit in our community but are starting to recuperate from closures. Covid-19 has changed the way that we do business with our customers. We have brought in new payment methods for our customers that are contactless, allowing for safety and distance for our customers and employees. Covid-19 is an unprecedented situation that only time will predict the effects on our community, the State of Colorado, the United States, and the world as a whole.



# MEEKER SANITATION DISTRICT

## 2023 BUDGET MESSAGE

### Introduction

The Meeker Sanitation District's 2023 budget has been prepared in accordance with the Board of Directors continuing philosophy of offering services as economically as possible. The Meeker Sanitation District has a goal of operating economically and insuring the health, safety, prosperity, security, and general welfare of the people of the Meeker Sanitation District.

### Budget Highlights

The 2023 budget has been prepared by projecting revenues based on information available historically and other projections provided to the Meeker Sanitation District from the Department of Local Affairs, and the Rio Blanco County Assessor. The budget includes sections with beginning and ending fund balances.


A supplemental budget was submitted, and a Water Activity Enterprise was established as of January 1, 2022. This was done to allow a separation of revenues and expenses and allow The District to accept loan funds in 2023 and in future years.

The Meeker Sanitation District had an employee change for 2022. Our long-standing Office Manager retired and was replaced by the Office Assistant. The District employs a Plant Manager, one fulltime Plant Operator and one part time Plant Operator for the wastewater treatment facility. The District has an Office Manager and an Office Assistant. The Board of Directors has looked hard at the wages of the District employees, and employees will receive a wage increase for 2023 of 6% for every individual employee. The officers for the Board of Directors remained the same for 2022 as they were in 2021. Chairperson Michael Hoke remaining the same, and Travis Day is the Secretary of the Board and Charles Day is the Treasurer of the Board.

Everyone has worked diligently to minimize expenditures without jeopardizing District services and maintenance for the District's equipment and lines. The Meeker Sanitation District is committed to maintaining quality services and preserving the District's investment in the sewage treatment plant, lines and buildings. The District has received approval for funding from an Energy Impact Grant and an SRF Loan. The SRF Loan will not close until spring of 2023 and this will be match monies for the DOLA Grant which we were awarded in 2022. The District anticipates starting the construction process after SRF Loan closes. The District plans to have a new metal building constructed for the wastewater treatment facility and replacing an antiquated HVAC system.

The Meeker Sanitation District believes that motivated, competent and dedicated employees are essential to achieving this commitment. The Meeker Sanitation District will continue to keep costs of government economical and take an active role in promoting cooperation with other governmental entities recognizing that it benefits all citizens of the community.

The 2023 Meeker Sanitation District budget was prepared using the accrual basis of accounting. The primary services that will be provided during the 2023 calendar year are maintaining the collection system and wastewater treatment facility for the service of wastewater treatment.



## **GENERAL FUND**

### Revenue Overview:

Revenues projected for 2023 are estimated to include: Property tax, delinquent tax, interest earned, specific ownership tax, and miscellaneous revenue in the amount of \$257,451.60. Contribution from reserves of \$22,872.78 will be used to cover General Fund expenses. There are no capital improvements in the General Fund Budget for 2023. The total revenues, including the contribution from reserves, for 2023 are \$280,324.38.

Property taxes have decreased by \$1,165.66 for 2023. The Meeker Sanitation District's Certified Assessed Value by Rio Blanco County Assessor on November 30, 2022 was \$21,510,200.000, which will generate \$203,701.60 in property tax as revenue. The Meeker Sanitation District's mill levy will remain at 9.47 for 2023.

## **WATER ACTIVITY ENTERPRISE FUND**

### Revenue Overview:

On January 1, 2022 the District established a Water Activity Enterprise Fund by Resolution of the Board. The Enterprise Fund cannot receive more than 10% of annual revenues in tax proceeds. The Water Activity Enterprise Fund will operate with separate revenues and expenses from the General Fund.


Revenues projected for 2023 are estimated to include: Sewer Service Charges, Connection fees, Vault water, and Miscellaneous revenue in the amount of \$704,000. There is 1,432,560.80 budgeted for capital improvements. DOLA Grant and Planning Grant revenues in the amount of 732,560.80. SRF loan revenue in the amount of \$700,000, for a total budget of \$2,136,560.80. The District is eligible for BIL (Bipartisan Infrastructure Law) loan forgiveness for over half of the SRF loan amount. This will decrease the loan payment by half. The board of the Sanitation District may need to increase rates for 2023 if the SRF loan authority deems it necessary to cover expenditures. The District will not know this decision until the 2022 audit is reviewed before the SRF loan closing in spring of 2023.

## **GENERAL FUND & WATER ACTIVITY ENTERPRISE FUND**

### Expenditure Overview:

For the operation of the District, the estimated expenditures for 2023 have decreased by \$10,594.22 from the 2022 appropriated expenditures. The District salaries have gone down due to starting wages of a new Office Manager and Office Assistant. Budgeting has changed with the creation of the Water Activity Enterprise Fund and a Supplemental Budget was filed with new appropriations in 2022. Contingency has decreased with this separated budgeting and Professional Services have been split between the General Fund and Water Activity Enterprise Fund. The SRF Loan payment was cut in half due to loan forgiveness. There was an individual employee wage increase of 6%, and the District has seen an increase in the employee health insurance program, water sampling program, property and liability insurance, and vehicle fuel.

For the 2023 budget year the office will operate with two employees and the plant will have three employees to share the duties of treating wastewater, maintaining equipment, sewer mains, grounds, and buildings.






## Budget Summary

The proposed 2023 operations budget has been decreased by \$10,594.22 from the 2022 budget. Capital Outlay for Improvements is included in each separate fund as an expense line item. The Meeker Sanitation District's budget is actively monitored throughout the year by the Board of Directors and the District staff members to ensure that operating expenditures do not exceed operating revenues.

The present staff strives to maintain the best service to the people that is possible. Members of the staff participate in continuing education classes in their respective fields to maintain a high quality of performance of their tasks. The commitment of the employees and the Board of Director Members has contributed to the success of the services provided by the Meeker Sanitation District.

Respectfully Submitted



Rachel Willey  
Budget Director  
Meeker Sanitation District



**MEEKER SANITATION DISTRICT  
GENERAL FUND ESTIMATED REVENUES  
PROPOSED BUDGET FYE 2023**


	Actual Prior Year 12/31/2021	Estimated FYE 12/31/2022	Proposed FYE 12/31/2023
Current Property Tax	\$ 149,733.80	\$ 204,909.40	\$ 203,701.60
Delinquent Taxes -	\$ 247.36	\$ 150.00	\$ 150.00
Interest earned	\$ 563.41	\$ 17,000.00	\$ 18,000.00
Misc. (capital credits)	\$ 38,488.08	\$ 25,563.84	\$ 27,000.00
Specific Ownership Tax	\$ 5,718.23	\$ 8,000.00	\$ 8,000.00
Tax Interest	\$ -	\$ 600.00	\$ 600.00
Sewer Service Charges	\$ 666,706.00		
DOLA Grant	\$ -		
SRF Loan	\$ -		
Design & Engineering Grant	\$ -		
Planning Grant	\$ -		
Connection Fees	\$ 19,500.00		
Misc. Revenue			
Vault	\$ -		
<b>Total Revenues</b>	<b>\$ 880,956.88</b>	<b>\$ 256,223.24</b>	<b>\$ 257,451.60</b>
Contribution from Reserves	\$ -	\$ 36,201.20	\$ 22,872.78
	<b>\$ 880,956.88</b>	<b>\$ 292,424.44</b>	<b>\$ 280,324.38</b>

2022 Valuation	\$ 21,510,200.00	Mill Levy	9.47	\$ 203,701.60
----------------	------------------	-----------	------	---------------



**MEEKER SANITATION DISTRICT  
GENERAL FUND ESTIMATED EXPENSES  
PROPOSED BUDGET FYE 2023**

	Actual Prior Year 12/31/2021	Appropriated for Year 12/31/2022	Estimated FYE 12/31/2022	Proposed FYE 12/31/2023
Audit	\$ 4,950.00	\$ 5,000.00	\$ 4,950.00	\$ 5,000.00
Bonds- Liability Ins.	\$ 2,324.97	\$ 2,279.97	\$ 2,279.97	\$ 2,278.69
Contingency	\$ 7,300.00	\$ 19,473.25	\$ 3,300.00	\$ 5,000.00
Education	\$ 2,655.11	\$ 3,000.00	\$ 3,043.95	\$ 3,100.00
Election Expense	\$ -	\$ 500.00	\$ -	\$ 500.00
Health Insurance	\$ 60,861.80	\$ 64,675.74	\$ 64,675.74	\$ 67,586.15
Medicare	\$ 1,910.91	\$ 1,880.00	\$ 1,880.00	\$ 1,716.68
Miscellaneous - Office	\$ 2,793.13	\$ 1,200.00	\$ 1,602.00	\$ 2,000.00
Office Building Maintenance	\$ 1,838.10	\$ 2,000.00	\$ 1,800.00	\$ 2,000.00
Office Supplies	\$ 15,613.19	\$ 18,000.00	\$ 17,421.72	\$ 18,000.00
PERA - Retirement	\$ 18,622.76	\$ 18,436.62	\$ 18,436.62	\$ 17,439.10
Professional Services	\$ -	\$ 20,000.00	\$ 20,000.00	\$ 12,000.00
SDA Dues	\$ 1,237.50	\$ 1,000.00	\$ 1,237.50	\$ 1,500.00
Social Security	\$ 8,145.00	\$ 8,038.43	\$ 8,038.43	\$ 7,340.29
State Comp. Ins.	\$ 193.62	\$ 300.00	\$ 304.50	\$ 310.00
Tax Abatement	\$ -	\$ 500.00	\$ -	\$ 500.00
Telephone	\$ 3,139.08	\$ 3,200.00	\$ 3,023.52	\$ 3,200.00
Treasurers Fee	\$ 7,501.42	\$ 10,243.36	\$ 10,243.36	\$ 10,200.00
Unemployment Tax	\$ 392.87	\$ 259.31	\$ 259.31	\$ 236.79
Utilities - Electricity	\$ 639.35	\$ 700.00	\$ 674.40	\$ 710.00
Utilities - Gas	\$ 679.65	\$ 710.00	\$ 847.92	\$ 1,000.00
Utilities - Water	\$ 303.50	\$ 310.00	\$ 310.00	\$ 315.00
Wages - Attorney	\$ 18,900.00	\$ 18,900.00	\$ 18,900.00	\$ 18,900.00
Wages - Directors Fees	\$ 4,500.00	\$ 4,500.00	\$ 4,500.00	\$ 4,500.00
Wages - Meeting Allowance	\$ 388.64	\$ 2,000.00	\$ 442.78	\$ 2,000.00
Wages - Office Assistant	\$ 45,906.57	\$ 37,084.88	\$ 37,084.88	\$ 35,446.40
Wages - Office Manager	\$ 61,264.14	\$ 67,167.84	\$ 67,167.84	\$ 57,545.28
Bonds -Liability & Property Ins.	\$ 26,506.03			
Chlorine System	\$ 252.00			
Contingency	\$ 1,650.00			
Education	\$ 2,385.89			
General Maintenance	\$ 28,089.92			
Health Insurance	\$ 87,306.09			
Lab Supplies	\$ 3,038.81			
Land	\$ -			
Medicare	\$ 2,895.62			
Miscellaneous	\$ 2,521.61			
Office Supplies	\$ 8,142.96			
PERA - Retirement	\$ 28,236.69			
Permit Admin. Fee	\$ 4,630.00			
Professional Services	\$ 19,341.92			
Rpr. Impvt. Maint. of Lines	\$ 3,000.00			



**MEEKER SANITATION DISTRICT  
GENERAL FUND ESTIMATED EXPENSES  
PROPOSED BUDGET FYE 2023  
(Continued)**

Safety	\$	3,860.86			
Sludge Application Fee	\$	-			
Social Security	\$	12,346.00			
SRF Loan Payment	\$	-			
State Comp. Insurance	\$	2,981.38			
Telephone	\$	5,819.16			
Testing	\$	1,979.72			
Trash	\$	1,254.00			
Unemployment Tax	\$	595.85			
Utilities - Electricity	\$	71,585.34			
Utilities - Gas	\$	11,724.88			
Vehicle Fuel	\$	2,986.04			
Vehicle Maintenance	\$	2,728.49			
Wages - On Call	\$	10,950.00			
Wages - Overtime	\$	13,389.32			
Wages - Plant Employees	\$	51,125.22			
Wages - Plant Manager	\$	74,701.44			
Wages - Plant Operator	\$	48,448.32			
Water Sampling	\$	7,449.00			
<b>TOTALS</b>	\$	813,983.87	\$ 311,359.40	\$ 292,424.44	\$ 280,324.38
Capital Imp. Replacement	\$	-			
Capital Outlay Equipment	\$	36,542.78			
Capital Imp. Design & Engin.	\$	-			
Capital Outlay Printers	\$	-	\$ 5,500.00	\$ -	\$ -
<b>TOTAL</b>	\$	50,526.65	\$ 316,859.40	\$ 292,424.44	\$ 280,324.38



**MEEKER SANITATION DISTRICT**  
**PROPOSED GENERAL FUND BUDGET**  
**FYE 12/31/2023**

	Actual Prior Year 12/31/2021	Estimated FYE 12/31/2022	Proposed FYE 12/31/2023
<b>BEGINNING FUND BALANCE</b>	\$ 1,061,782.36	\$ 1,092,212.59	\$ 1,056,011.39
REVENUES:			
Plant Revenues	\$ 666,706.00	\$ -	\$ -
General Fund Revenues	\$ 194,750.88	\$ 256,223.24	\$ 257,451.60
 SUBTOTAL	 \$ 861,456.88	 \$ 256,223.24	 \$257,451.60
Connection Fees	\$ 19,500.00	\$ -	\$ -
Grants	\$ -	\$ -	\$ -
Contribution from reserves		\$ 36,201.20	\$ 22,872.78
<b>TOTAL REVENUES</b>	\$ 880,956.88	\$ 292,424.44	<b>\$280,324.38</b>
Total Revenues Less Contribution		\$ 256,223.24	\$257,451.60
 TOTAL RESOURCES	 \$ 1,942,739.24	 \$ 1,384,637.03	 \$ 1,336,335.77
EXPENDITURES:			
Plant Expenses	\$ 541,922.56	\$ -	\$ -
General Fund Expenses	\$ 272,061.31	\$ 292,424.44	\$ 280,324.38
Plant Capital Outlay	\$ 36,542.78		
General Fund Capital Outlay		\$ -	\$ -
 SUBTOTAL	 \$ 850,526.65	 \$ 292,424.44	 \$ 280,324.38
<b>TOTAL EXPENDITURES</b>	\$ 850,526.65	\$ 292,424.44	<b>\$ 280,324.38</b>
 <b>ENDING FUND BALANCE</b>	 \$ 1,092,212.59	 \$ 1,056,011.39	 \$ 1,033,138.61



**MEEKER SANITATION DISTRICT  
WATER ACTIVITY ENTERPRISE ESTIMATED REVENUE**

**PROPOSED BUDGET FYE 2023**

	Actual Prior Year 12/31/2021	Estimated FYE 12/31/2022	Proposed FYE 12/31/2023
Sewer Service Charges		\$ 669,173.00	\$670,500.00
DOLA Grant		\$ -	\$700,000.00
SRF Loan		\$ -	\$700,000.00
Design & Engineering Grant		\$ 44,439.20	\$32,560.80
Planning Grant		\$ 10,000.00	\$0.00
Connection Fees		\$ 32,500.00	\$26,000.00
Misc. (Credit card Fees, town dump)		\$ 2,435.64	\$2,500.00
Vault		\$ -	5,000.00
	\$ -	\$ 758,547.84	<b>\$2,136,560.80</b>




MEEKER SANITATION DISTRICT

WATER ACTIVITY ENTERPRISE ESTIMATED EXPENSES

PROPOSED BUDGET FYE 12/31/2023

	Actual Prior Year 12/31/2021	Appropriated for Year 12/31/2022	Estimated FYE 12/31/2022	Proposed FYE 12/31/2023
Bonds -Liability & Prop. Ins.		\$ 26,174.03	\$ 29,513.31	\$ 30,988.98
Chlorine System		\$ 800.00	\$ 800.00	\$ 800.00
Contingency		\$ 15,983.72	\$ -	\$ <b>29,837.75</b>
Education		\$ 3,000.00	\$ 1,990.10	\$ 3,000.00
General Maintenance		\$ 35,500.00	\$ 13,602.24	\$ 30,000.00
Health Insurance		\$ 91,569.36	\$ 91,569.36	\$ 95,689.99
Lab Supplies		\$ 2,500.00	\$ 2,705.04	\$ 3,000.00
Land		\$ 1,000.00	\$ -	\$ 1,000.00
Medicare		\$ 2,823.00	\$ 2,823.00	\$ 2,918.19
Miscellaneous		\$ 3,500.00	\$ 1,289.76	\$ 3,500.00
Office Supplies		\$ 10,000.00	\$ 4,192.20	\$ 10,000.00
PERA - Retirement		\$ 27,684.20	\$ 27,684.20	\$ 29,644.71
Permit Admin. Fee		\$ 5,000.00	\$ 4,859.28	\$ 5,000.00
Professional Services		\$ -	\$ -	\$ 10,000.00
Rpr. Impvt. Maint. of Lines		\$ 15,000.00	\$ 14,332.00	\$ 20,000.00
Safety		\$ 5,000.00	\$ 2,659.20	\$ 4,000.00
Sludge Application Fee		\$ 150.00	\$ -	\$ 150.00
Social Security		\$ 12,070.40	\$ 12,070.40	\$ 12,477.75
SRF Loan Payment		\$ 40,000.00	\$ -	\$ 20,000.00
State Comp. Insurance		\$ 3,500.00	\$ 3,176.50	\$ 3,500.00
Telephone		\$ 6,000.00	\$ 5,347.68	\$ 6,000.00
Testing		\$ 2,000.00	\$ 2,933.16	\$ 2,200.00
Trash		\$ 1,344.00	\$ 1,344.00	\$ 1,350.00
Unemployment Tax		\$ 389.37	\$ 389.37	\$ 402.51
Utilities - Electricity		\$ 78,000.00	\$ 61,188.12	\$ 75,000.00
Utilities - Gas		\$ 18,000.00	\$ 15,497.64	\$ 18,900.00
Vehicle Fuel		\$ 3,500.00	\$ 4,866.96	\$ 5,000.00
Vehicle Maintenance		\$ 5,000.00	\$ 1,188.36	\$ 5,000.00
Wages - On Call		\$ 10,950.00	\$ 10,950.00	\$ 10,950.00
Wages - Overtime		\$ 16,236.44	\$ 16,236.44	\$ 17,580.16
Wages - Plant Employees		\$ 42,458.91	\$ 42,458.91	\$ 43,038.08
Wages - Plant Manager		\$ 75,721.01	\$ 75,721.01	\$ 80,262.72
Wages - Plant Operator		\$ 49,318.56	\$ 49,318.56	\$ 49,422.96
Water Sampling		\$ 10,000.00	\$ 5,820.50	\$ 10,000.00
<b>TOTALS</b>	\$ -	\$ 620,173.00	\$ 506,527.30	\$ 640,613.80



**MEEKER SANITATION DISTRICT**  
**WATER ACTIVITY ENTERPRISE ESTIMATED EXPENSES**  
**PROPOSED BUDGET FYE 12/31/2023**  
**(Continued)**

Capital Imp. Replacement	\$	-	\$	1,400,000.00	\$	-	\$	1,400,000.00
Capital Outlay Equipment			\$	80,000.00	\$	50,745.89	\$	80,000.00
Capital Imp. Des. & Engin.	\$	-	\$	87,000.00	\$	73,074.29	\$	15,947.00
<b>TOTAL</b>	\$	-	\$	2,187,173.00	\$	630,347.48	\$	<b>2,136,560.80</b>





**MEEKER SANITATION DISTRICT  
PROPOSED WATER ACTIVITY ENTERPRISE BUDGET**

**FYE 12/31/2023**

	Actual Prior Year 12/31/2021	Estimated FYE 12/31/2022	Proposed FYE 12/31/2023
<b>BEGINNING FUND BALANCE</b>	\$ -	\$ -	\$ 128,200.36
<b>WATER ACTIVITY REVENUES:</b>			
Service Charges	\$ -	\$ 669,173.00	\$ 670,500.00
Vault Water		\$ -	\$ 5,000.00
Connection Fees	\$ -	\$ 32,500.00	\$ 26,000.00
Misc.(Credit card fees/town dump)		\$ 2,435.64	\$ 2,500.00
Grants/Loans		\$ 54,439.20	\$ 1,432,560.80
<b>SUBTOTAL</b>	\$ -	\$ 758,547.84	<b>\$ 2,136,560.80</b>
Transfer from reserve		\$ -	\$ -
<b>TOTAL REVENUES</b>	\$ -	\$ 758,547.84	\$ 2,136,560.80
<b>TOTAL RESOURCES</b>	\$ -	\$ 758,547.84	\$ 2,264,761.16
<b>EXPENDITURES:</b>			
Water Activity Enterprise	\$ -	\$ 506,527.30	\$ 640,613.80
Water Activity Capital Outlay		\$ 123,820.18	\$ 1,495,947.00
<b>SUBTOTAL</b>	\$ -	\$ 630,347.48	<b>\$ 2,136,560.80</b>
<b>TOTAL EXPENDITURES</b>	\$ -	\$ 630,347.48	\$ 2,136,560.80
<b>ENDING FUND BALANCE</b>	\$ -	\$ 128,200.36	\$ 128,200.36



**MEEKER SANITATION DISTRICT  
TOTAL ESTIMATED REVENUES  
PROPOSED BUDGET FYE 12/31/2023**

	Actual Prior Year 12/31/2021	Estimated FYE 12/31/2022	Proposed FYE 12/31/2023
Current Property Tax	\$ 149,733.80	\$ 204,909.40	\$ 203,701.60
Delinquent Taxes -	\$ 247.36	\$ 150.00	\$ 150.00
Interest earned	\$ 563.41	\$ 17,000.00	\$ 18,000.00
Misc. (capital credits)	\$ 38,488.08	\$ 25,563.84	\$ 27,000.00
Specific Ownership Tax	\$ 5,718.23	\$ 8,000.00	\$ 8,000.00
Tax Interest	\$ -	\$ 600.00	\$ 600.00
Contribution from Reserves	\$ -	\$ 36,201.20	\$ 22,872.78
Sewer Service Charges	\$ 666,706.00	\$ 669,173.00	\$ 670,500.00
DOLA Grant	\$ -	\$ -	\$ 700,000.00
SRF Loan	\$ -	\$ -	\$ 700,000.00
Design & Engineering Grant	\$ -	\$ 44,439.20	\$ 32,560.80
Planning Grant	\$ -	\$ 10,000.00	\$ -
Connection Fees	\$ 19,500.00	\$ 32,500.00	\$ 26,000.00
Misc. (Credit card Fees, town dump)	\$ -	\$ 2,435.64	\$ 2,500.00
Vault	\$ -	\$ -	\$ 5,000.00
	<b>\$ 880,956.88</b>	<b>\$ 1,050,972.28</b>	<b>\$ 2,416,885.18</b>

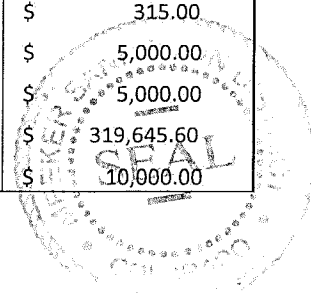


**MEEKER SANITATION DISTRICT**

**TOTAL ESTIMATED EXPENSES**

**PROPOSED BUDGET FYE 12/31/2023**

	Actual Prior Year 12/31/2021	Appropriated for Year 12/31/2022	Estimated FYE 12/31/2022	Proposed FYE 12/31/2023
Audit	\$ 4,950.00	\$ 5,000.00	\$ 4,950.00	\$ 5,000.00
Bonds- Liability Ins.	\$ 28,831.00	\$ 28,454.00	\$ 31,793.28	\$ 33,267.67
Chlorine System	\$ 252.00	\$ 800.00	\$ 800.00	\$ 800.00
Contingency	\$ 8,950.00	\$ 35,456.97	\$ 3,300.00	\$ 34,837.75
Education	\$ 5,041.00	\$ 6,000.00	\$ 5,034.05	\$ 6,100.00
Election Expense	\$ -	\$ 500.00	\$ -	\$ 500.00
General Maintenance	\$ 28,089.92	\$ 35,500.00	\$ 13,602.24	\$ 30,000.00
Health Insurance	\$ 148,167.89	\$ 156,245.10	\$ 156,245.10	\$ 163,276.14
Lab Supplies	\$ 3,038.81	\$ 2,500.00	\$ 2,705.04	\$ 3,000.00
Land	\$ -	\$ 1,000.00	\$ -	\$ 1,000.00
Medicare	\$ 4,806.53	\$ 4,703.00	\$ 4,703.00	\$ 4,634.87
Miscellaneous – Office	\$ 2,793.13	\$ 1,200.00	\$ 1,602.00	\$ 2,000.00
Miscellaneous Unclassified	\$ 2,521.61	\$ 3,500.00	\$ 1,289.76	\$ 3,500.00
Office Building Maintenance	\$ 1,838.10	\$ 2,000.00	\$ 1,800.00	\$ 2,000.00
Office Supplies	\$ 23,756.15	\$ 28,000.00	\$ 21,613.92	\$ 28,000.00
PERA	\$ 46,859.45	\$ 46,120.82	\$ 46,120.82	\$ 47,083.81
Permit Admin. Fee	\$ 4,630.00	\$ 5,000.00	\$ 4,859.28	\$ 5,000.00
Professional Services	\$ 19,341.92	\$ 20,000.00	\$ 20,000.00	\$ 22,000.00
Rpr. Impvt. Maint. Of Lines	\$ 3,000.00	\$ 15,000.00	\$ 14,332.00	\$ 20,000.00
Safety	\$ 3,860.86	\$ 5,000.00	\$ 2,659.20	\$ 4,000.00
SDA Dues	\$ 1,237.50	\$ 1,000.00	\$ 1,237.50	\$ 1,500.00
Sludge Application Fee	\$ -	\$ 150.00	\$ -	\$ 150.00
Social Security	\$ 20,491.00	\$ 20,108.83	\$ 20,108.83	\$ 19,818.04
SRF loan	\$ -	\$ 40,000.00	\$ -	\$ 20,000.00
State Comp. Ins.	\$ 3,175.00	\$ 3,800.00	\$ 3,481.00	\$ 3,810.00
Tax Abatement	\$ -	\$ 500.00	\$ -	\$ 500.00
Telephone	\$ 8,958.24	\$ 9,200.00	\$ 8,371.20	\$ 9,200.00
Testing	\$ 1,979.72	\$ 2,000.00	\$ 2,933.16	\$ 2,200.00
Trash	\$ 1,254.00	\$ 1,344.00	\$ 1,344.00	\$ 1,350.00
Treasurers Fee	\$ 7,501.42	\$ 10,243.36	\$ 10,243.36	\$ 10,200.00
Unemployment Tax	\$ 988.72	\$ 648.68	\$ 648.68	\$ 639.30
Utilities – Electricity	\$ 72,224.69	\$ 78,700.00	\$ 61,862.52	\$ 75,710.00
Utilities – Gas	\$ 12,404.53	\$ 18,710.00	\$ 16,345.56	\$ 19,900.00
Utilities – Water	\$ 303.50	\$ 310.00	\$ 310.00	\$ 315.00
Vehicle Fuel	\$ 2,986.04	\$ 3,500.00	\$ 4,866.96	\$ 5,000.00
Vehicle Maintenance	\$ 2,728.49	\$ 5,000.00	\$ 1,188.36	\$ 5,000.00
Wages	\$ 329,573.65	\$ 324,337.64	\$ 322,780.42	\$ 319,645.60
Water Sampling	\$ 7,449.00	\$ 10,000.00	\$ 5,820.50	\$ 10,000.00



**MEEKER SANITATION DISTRICT  
TOTAL ESTIMATED EXPENSES  
PROPOSED BUDGET FYE 12/31/2023  
(Continued)**

<b>SUBTOTALS</b>	\$ 813,983.87	\$ 931,532.40	\$ 798,951.74	\$ 920,938.18
Capital Outlay printers	\$ -	\$ 5,500.00	\$ -	\$ -
Capital Imp. Replacement	\$ -	\$ 1,400,000.00	\$ -	\$ 1,400,000.00
Capital Outlay Equip.	\$ 36,542.78	\$ 80,000.00	\$ 50,745.89	\$ 80,000.00
Capital Imp. Design & Engin.	\$ -	\$ 87,000.00	\$ 73,074.29	\$ 15,947.00
	\$ 850,526.65	\$ 2,504,032.40	\$ 922,771.92	\$ <b>2,416,885.18</b>



**MEEKER SANITATION DISTRICT  
FUND BALANCE TOTALS  
PROPOSED BUDGET FYE 2023**

	<b>2022 Estimated</b>	<b>General Fund</b>	<b>Water Activity Enterprise</b>	<b>Totals</b>
Beginning Balance 1/1/2022		\$ 1,092,212.59	\$ -	\$ 1,092,212.59
Revenues 1/1/2022		\$ 256,223.24	\$ 758,547.84	\$ 1,014,771.08
Total Available Resources 2022		\$ 1,348,435.83	\$ 758,547.84	\$ 2,106,983.67
Transfer from Reserves*		\$ 36,201.20	\$ -	\$ 36,201.20
Total Budgeted Resources		<b>\$ 292,424.44</b>	<b>\$ 758,547.84</b>	<b>\$ 1,050,972.28</b>
Estimated Expenditures 2022		\$ 292,424.44	\$ 506,527.30	\$ 798,951.74
Capital Outlay 2022		\$ -	\$ 123,820.18	\$ 123,820.18
TOTAL Expenditures		<b>\$ 292,424.44</b>	<b>\$ 630,347.48</b>	<b>\$ 922,771.92</b>
Projected Ending Fund Balance 2022		\$ 1,056,011.39	\$ 128,200.36	\$ 1,184,211.75

	<b>2023 Proposed</b>	<b>General Fund</b>	<b>Water Activity Enterprise</b>	<b>Totals</b>
Beginning Fund Balance 1/1/2023		\$ 1,056,011.39	\$ 128,200.36	\$ 1,184,211.75
Revenues 2023		\$ 257,451.60	\$ 2,136,560.80	\$ 2,394,012.40
Total Available Resources 2023		\$ 1,313,462.99	\$ 2,264,761.16	\$ 3,578,224.15
Transfer from Reserves*		\$ 22,872.78	\$ -	\$ 22,872.78
Total Budgeted Resources		<b>\$ 280,324.38</b>	<b>\$ 2,136,560.80</b>	<b>\$ 2,416,885.18</b>
Estimated Expenditures 2023		\$ 280,324.38	\$ 640,613.80	\$ 920,938.18
Capital Outlay 2023		\$ -	\$ 1,495,947.00	\$ 1,495,947.00
TOTAL Expenditures		<b>\$ 280,324.38</b>	<b>\$ 2,136,560.80</b>	<b>\$ 2,416,885.18</b>
Ending Fund Balance 12/31/2023		\$ 1,033,138.61	\$ 128,200.36	\$ 1,161,338.97

\*Not included in Total available resources

